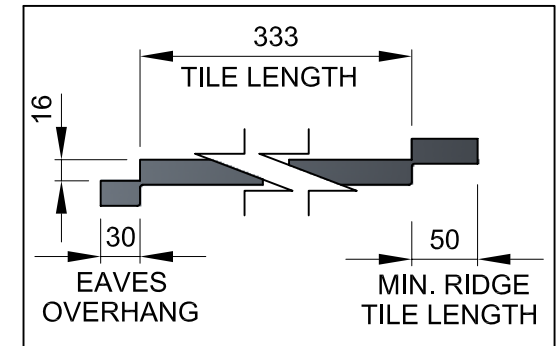



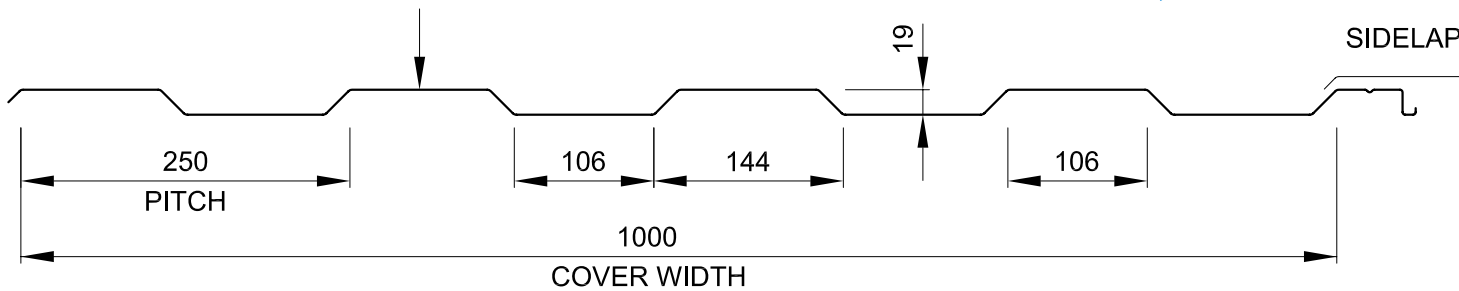
OVERLAP

UNDERLAP



COLOUR SIDE

DIRECTION OF LAY →



TPP PROFILE

CHARACTERISTICS	
● COVER WIDTH	1000mm
● PROFILE HEIGHT	19mm
● PROFILE PITCH	250mm
● TILE LENGTH	333mm
● MAX SHEET LENGTH	6000mm
● MIN ROOF PITCH	14 DEG
● SUPPORT CENTRES	666mm



AutoCAD BLOCK AVAILABLE FOR THIS PROFILE

Notes:

All dimensions measured to intersection points
All dimensions subject to manufacturing tolerances



Thomas Panels and Profiles Limited
Unit 5, Southern Avenue
Leominster, HR6 0QF

T: 01568 61 00 00
E: info@panelsandprofiles.co.uk
W: www.panelsandprofiles.co.uk

ISSUE DETAILS

Rev:	Description:	Drawn:	Date:
0	First Copy	TPP	08/11/15

Title:

TPP PROFILE SECTION ILLUSTRATION

Scale:

NOT TO SCALE

Drawing No:

TP1059

Rev:

0